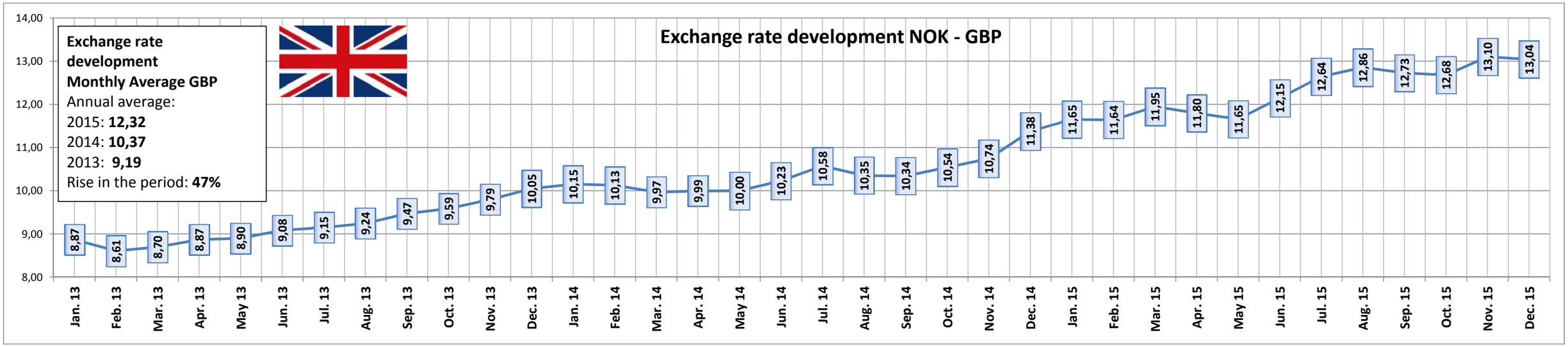
Exchange rate development NOK - GBP
Exchange rate development Monthly Average GBP
Annual average:
2015: 12,32
2014: 10,37
2013: 9,19
Rise in the period: 47%
14,00
13,00
12,00
11,00
10,00
9,00
8,00
8,87 8,61 8,70 8,87 8,90 9,08 9,15 9,24 9,47 9,59 9,79 10,05 10,15 10,13 9,97 9,99 10,00 10,23 10,58 10,35 10,34 10,54 10,74 11,38 11,65 11,64 11,95 11,80 11,65 12,15 12,64 12,86 12,73 12,68 13,10 13,04
Jan. 13 Feb. 13 Mar. 13 Apr. 13 May 13 Jun. 13 Jul. 13 Aug. 13 Sep. 13 Oct. 13 Nov. 13 Dec. 13 Jan. 14 Feb. 14 Mar. 14 Apr. 14 May 14 Jun. 14 Jul. 14 Aug. 14 Sep. 14 Oct. 14 Nov. 14 Dec. 14 Jan. 15 Feb. 15 Mar. 15 Apr. 15 May 15 Jun. 15 Jul. 15 Aug. 15 Sep. 15 Oct. 15 Nov. 15 Dec. 15

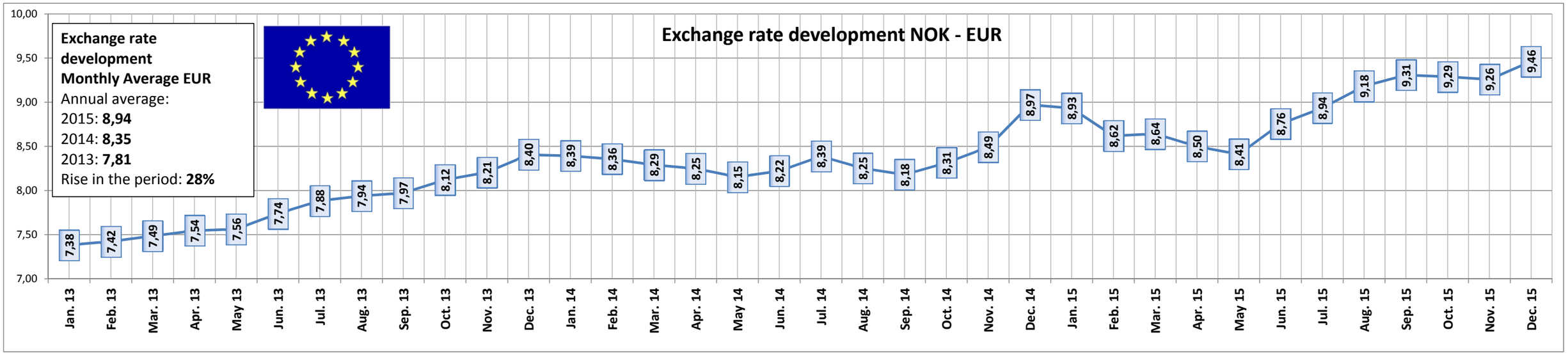
Exchange rate development NOK - EUR
Exchange rate development Monthly Average EUR
Annual average:
2015: 8,94
2014: 8,35
2013: 7,81
Rise in the period: 28%
10,00
9,50
9,00
8,50
8,00
7,50
7,00
7,38 7,42 7,49 7,54 7,56 7,74 7,88 7,94 7,97 8,12 8,21 8,40 8,39 8,36 8,29 8,25 8,15 8,22 8,39 8,25 8,18 8,31 8,49 8,97 8,93 8,62 8,64 8,50 8,41 8,76 8,94 9,18 9,31 9,29 9,26 9,46
Jan. 13 Feb. 13 Mar. 13 Apr. 13 May 13 Jun. 13 Jul. 13 Aug. 13 Sep. 13 Oct. 13 Nov. 13 Dec. 13 Jan. 14 Feb. 14 Mar. 14 Apr. 14 May 14 Jun. 14 Jul. 14 Aug. 14 Sep. 14 Oct. 14 Nov. 14 Dec. 14 Jan. 15 Feb. 15 Mar. 15 Apr. 15 May 15 Jun. 15 Jul. 15 Aug. 15 Sep. 15 Oct. 15 Nov. 15 Dec. 15

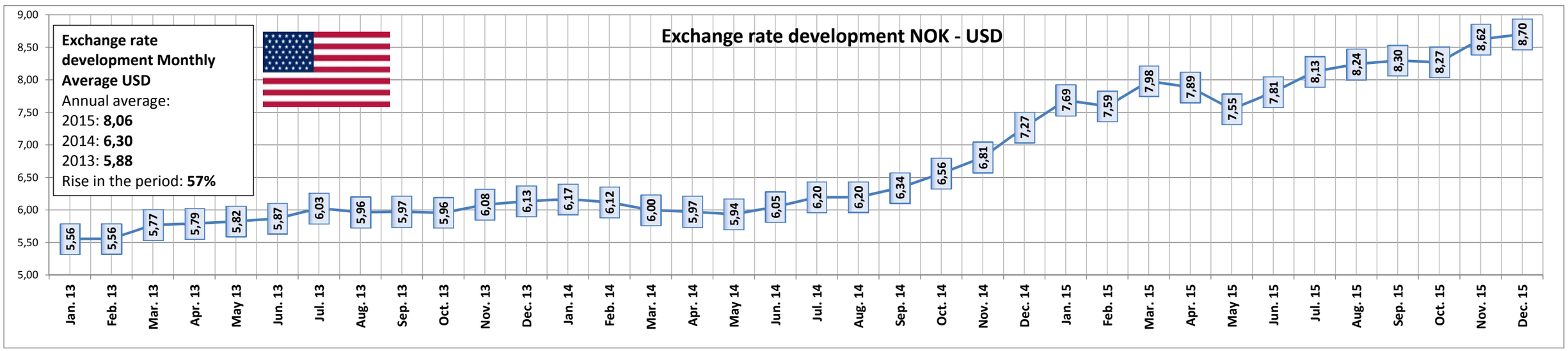
Exchange rate development NOK - USD
Exchange rate development Monthly Average USD
Annual average:
2015: 8,06
2014: 6,30
2013: 5,88
Rise in the period: 57%
9,00
8,50
8,00
7,50
7,00
6,50
6,00
5,50
5,00
5,56 5,56 5,77 5,79 5,82 5,87 6,03 5,96 5,97 5,96 6,08 6,13 6,17 6,12 6,00 5,97 5,94 6,05 6,20 6,20 6,34 6,56 6,81 7,27 7,69 7,59 7,98 7,89 7,55 7,81 8,13 8,24 8,30 8,27 8,62 8,70
Jan. 13 Feb. 13 Mar. 13 Apr. 13 May 13 Jun. 13 Jul. 13 Aug. 13 Sep. 13 Oct. 13 Nov. 13 Dec. 13 Jan. 14 Feb. 14 Mar. 14 Apr. 14 May 14 Jun. 14 Jul. 14 Aug. 14 Sep. 14 Oct. 14 Nov. 14 Dec. 14 Jan. 15 Feb. 15 Mar. 15 Apr. 15 May 15 Jun. 15 Jul. 15 Aug. 15 Sep. 15 Oct. 15 Nov. 15 Dec. 15